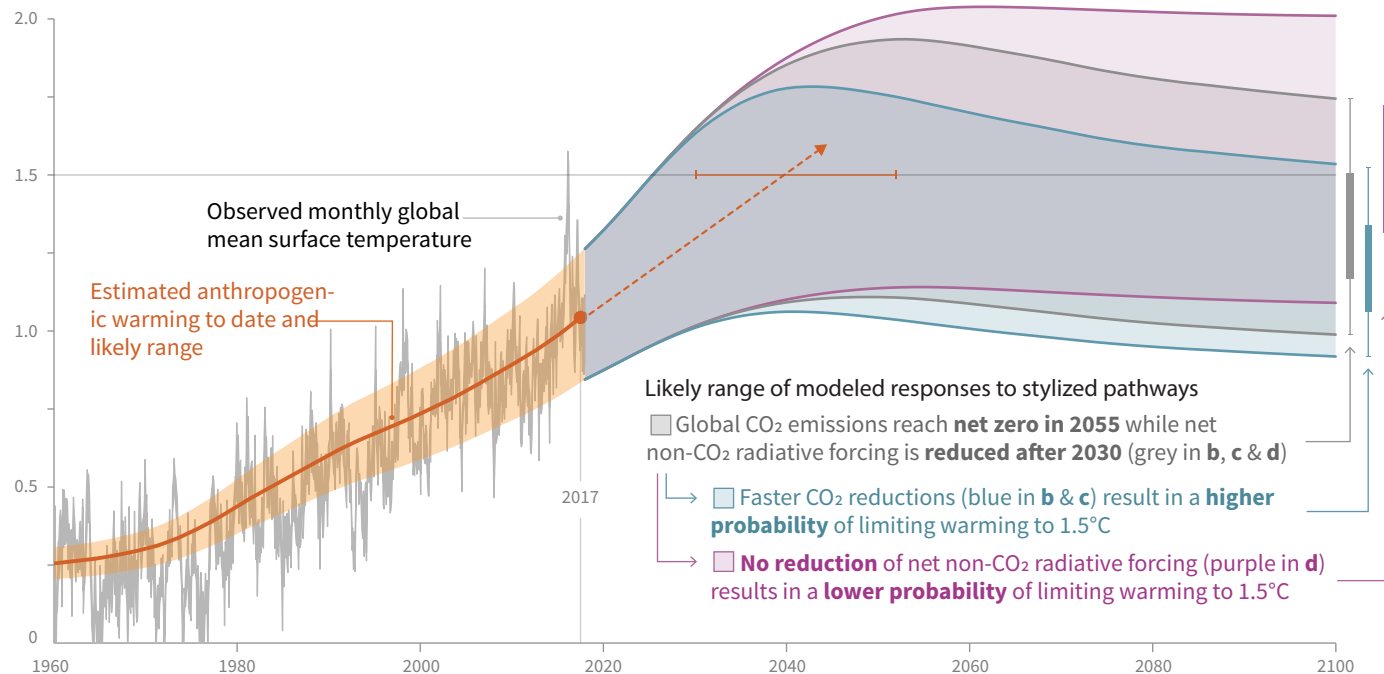


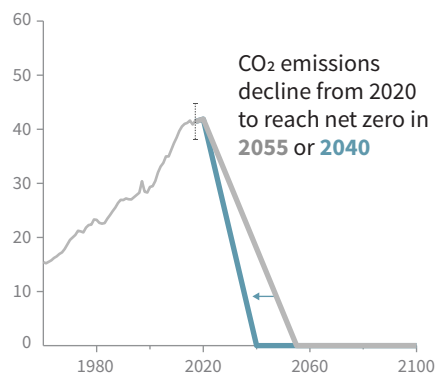
Cumulative emissions of CO₂ and future non-CO₂ radiative forcing determine the probability of limiting warming to 1.5°C

a) Observed global temperature change and modeled responses to stylized anthropogenic emission and forcing pathways

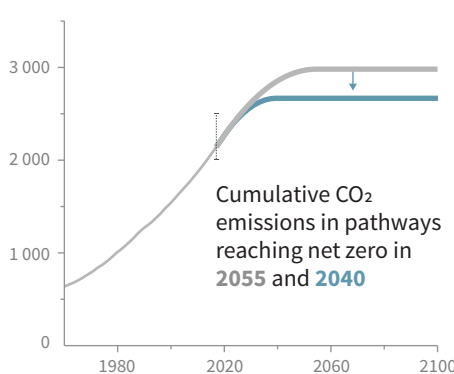
Global warming relative to 1850-1900 (°C)



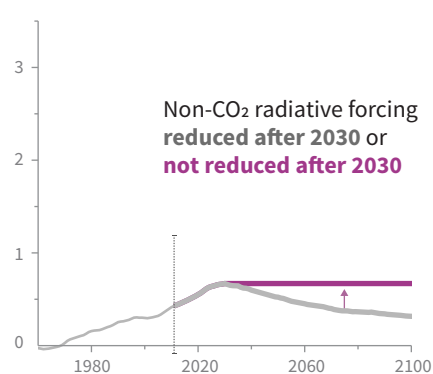
b) Stylized net global CO₂ emission pathways
Billion tonnes CO₂ per year (GtCO₂/yr)



c) Cumulative net CO₂ emissions
Billion tonnes CO₂ (GtCO₂)



d) Non-CO₂ radiative forcing pathways
Watts per square metre (W/m²)



Faster immediate CO₂ emission reductions limit cumulative CO₂ emissions shown in panel (c).

Maximum temperature rise is determined by cumulative net CO₂ emissions and net non-CO₂ radiative forcing due to methane, nitrous oxide, aerosols and other anthropogenic forcing agents.